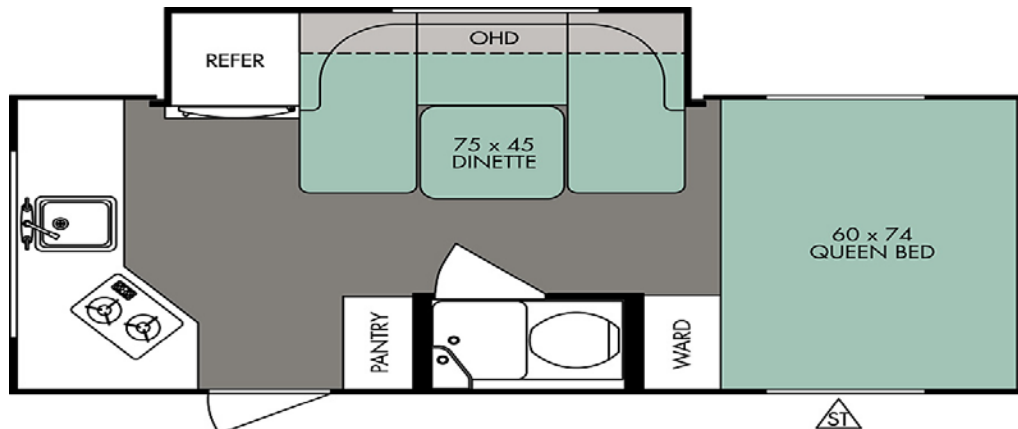


2016 19' R-Pod by Forest River (Model: RPT179)



Dry Hitch Weight	285 lbs.
Unloaded Vehicle Weight	2,649 lbs.
GVWR (gross vehicle weight)	3,785 lbs.
Cargo Carrying Capacity	1,136 lbs.
Exterior Length	20'
Exterior Height	9' 7"

Exterior Width	96"
Fresh Water Capacity	36 gal.
Gray Water Capacity	30 gal.
Black Water Capacity	30 gal.
Slide Out	1
Sleeps	Up to 4 people

CHASSIS/RUNNING GEAR

- 2" coupler
- Electric brakes
- Spare tire and cover
- Stabilizer jacks (4)
- Rotocast holding tanks
- Rotocast fresh water tank

FEATURES/EQUIPMENT

- Gas/electric DSI water heater
- 3-Way refrigerator - 4.2 cu. ft.
- Two burner range top
- Microwave
- 20,000 BTU furnace
- Air conditioner ready
- Adjustable shower head
- Wet bath w/integrated toilet
- Bathroom sink
- E-Z glide dinette table
- TV/DVD/Radio

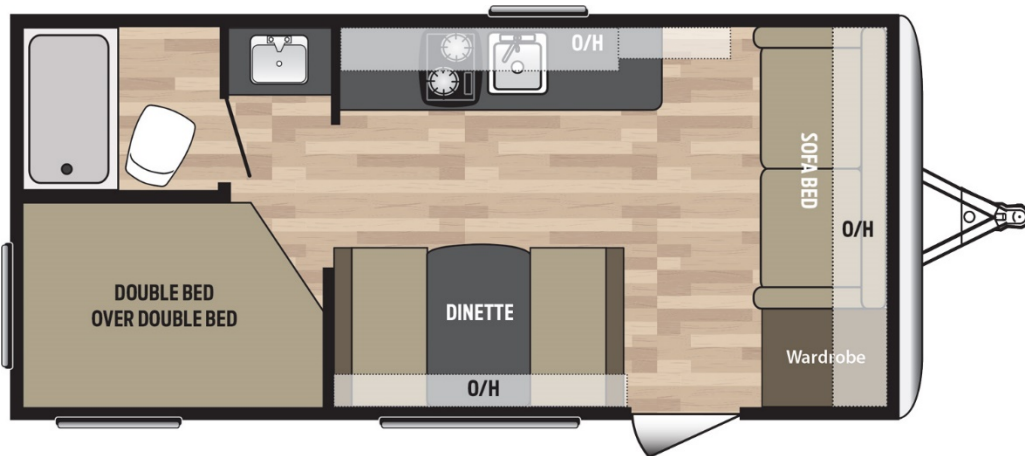
EXTERIOR

- Custom tinted safety glass windows
- 20# LP tank w/ cover
- Patio light w/ amber lens
- Entry door step
- Black tank flush
- TV antenna

SAFETY

- Fire extinguisher
- LP detector
- Smoke detector
- CO detector
- Safety chains
- Dead-bolt door lock

2018 21' Summerland by Springdale (Model: SM1850)



Dry Hitch Weight	440 lbs.
Unloaded Vehicle Weight	3,185 lbs.
GVWR (gross vehicle weight)	3,940 lbs.
Cargo Carrying Capacity	755 lbs.
Exterior Length	21' 5"
Exterior Height	10' 6"

Exterior Width	96"
Fresh Water Capacity	27 gal.
Gray Water Capacity	27 gal.
Black Water Capacity	27 gal.
Slide Out	None
Sleeps	Up to 6 people

CHASSIS/RUNNING GEAR

- 2 5/16" coupler
- Electric brakes
- Spare tire
- Stabilizer jacks (4)
- Holding tanks
- Fresh water tank

FEATURES/EQUIPMENT

- Gas water heater
- 2-burner range top
- Microwave
- Forced air DSI furnace
- 8000 BTU Air conditioner
- Adjustable shower head
- Bathtub, shower, toilet
- Bunk bed

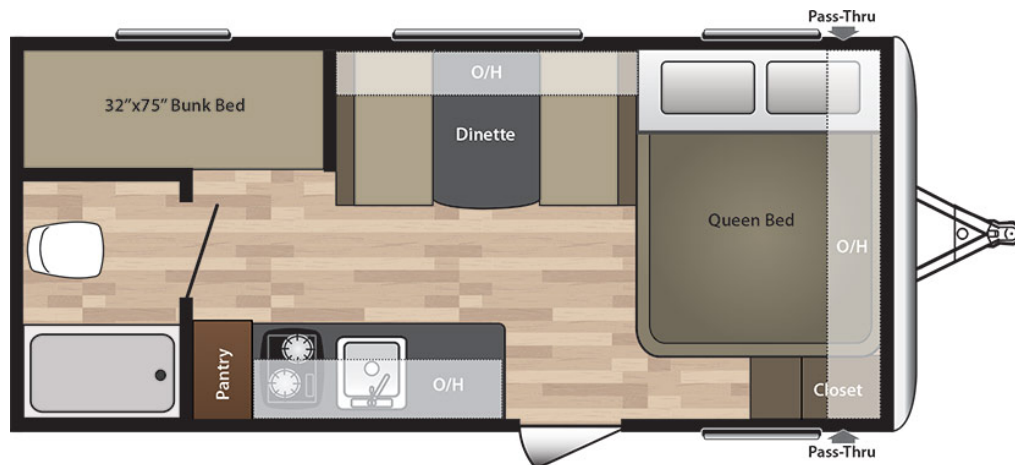
EXTERIOR

- 1 LP tank
- Patio light
- Entry door step
- TV antenna
- Awning

SAFETY

- Fire extinguisher
- LP detector
- Smoke detector
- CO detector
- Safety chains
- Dead-bolt door lock

2016 21' Summerland by Springdale (Model: SM1800BH)



Dry Hitch Weight	440 lbs.
Unloaded Vehicle Weight	3,185 lbs.
GVWR (gross vehicle weight)	3,940 lbs.
Cargo Carrying Capacity	755 lbs.
Exterior Length	21' 5"
Exterior Height	10' 6"

Exterior Width	96"
Fresh Water Capacity	27 gal.
Gray Water Capacity	27 gal.
Black Water Capacity	27 gal.
Slide Out	None
Sleeps	Up to 6 people

CHASSIS/RUNNING GEAR

- 2 5/16" coupler
- Electric brakes
- Spare tire and cover
- Stabilizer jacks (4)
- Holding tanks
- Fresh water tank

FEATURES/EQUIPMENT

- Gas water heater
- 3-burner range top w/oven
- Microwave
- Double door refrigerator
- Forced air DSI furnace
- 13.5 BTU Air conditioner
- Adjustable shower head
- Bathtub, shower, toilet
- Bathroom sink
- Bunk bed

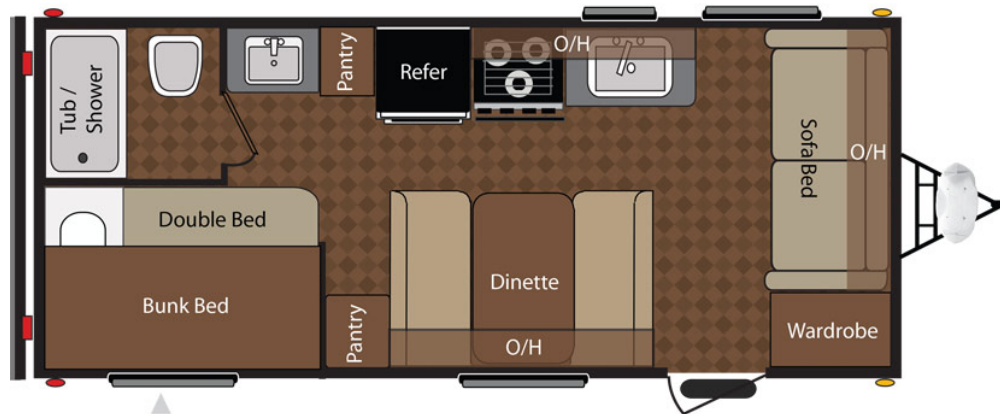
EXTERIOR

- Tinted safety glass windows
- 2 LP tanks
- Patio light
- Entry door step
- Black tank flush
- TV antenna
- Awning

SAFETY

- Fire extinguisher
- LP detector
- Smoke detector
- CO detector
- Safety chains
- Dead-bolt door lock

2008 23' Summerland by Springdale (Model: SM1890)



Dry Hitch Weight	412 lbs.
Unloaded Vehicle Weight	4,120 lbs.
GVWR (gross vehicle weight)	6010 lbs.
Cargo Carrying Capacity	1,890 lbs.
Exterior Length	23' 7"
Exterior Height	10' 6"

Exterior Width	96"
Fresh Water Capacity	50 gal.
Gray Water Capacity	34 gal.
Black Water Capacity	30 gal.
Slide Out	None
Sleeps	Up to 7 people

CHASSIS/RUNNING GEAR

- 2 5/16" coupler
- Electric brakes
- Spare tire and cover
- Stabilizer jacks (4)
- Holding tanks
- Fresh water tank

FEATURES/EQUIPMENT

- Gas water heater
- 3-burner range top w/oven
- Microwave
- Double door refrigerator
- Forced air DSI furnace
- 13.5 BTU Air conditioner
- Adjustable shower head
- Bathtub, shower, toilet
- Bathroom sink
- Bunk bed

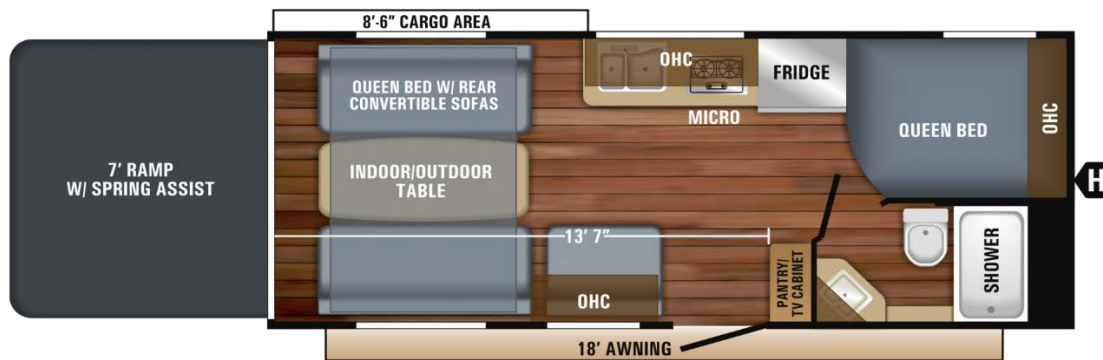
EXTERIOR

- Tinted safety glass windows
- 2 LP tanks
- Patio light
- Entry door step
- Black tank flush
- TV antenna

SAFETY

- Fire extinguisher
- LP detector
- Smoke detector
- CO detector
- Safety chains
- Dead-bolt door lock

2018 26' Octane Super Lite by Jayco (Model:222)



Dry Hitch Weight	790 lbs.
Unloaded Vehicle Weight	5445 lbs.
GVWR (gross vehicle weight)	8000 lbs.
Cargo Carrying Capacity	2555 lbs.
Exterior Length	26' 5"
Exterior Height	135"
Cargo Area Length	8' 6"

Exterior Width	102"
Fresh Water Capacity	59 gal.
Gray Water Capacity	45 gal.
Black Water Capacity	45 gal.
Slide Out	None
Sleeps	6

CHASSIS/RUNNING GEAR

- 2 5/16" coupler
- Electric brakes
- Spare tire and cover
- Stabilizer jacks (4)
- Holding tanks
- Fresh water tank

FEATURES/EQUIPMENT

- 13,500 A/C with wall thermostat
- 6 cu. ft. flush mount refrigerator
- 6-gal. gas/electric DSI water heater
- Convection microwave
- AM/FM/CD stereo system
- Stabilizer jacks (4)
- Skylight in tub/shower

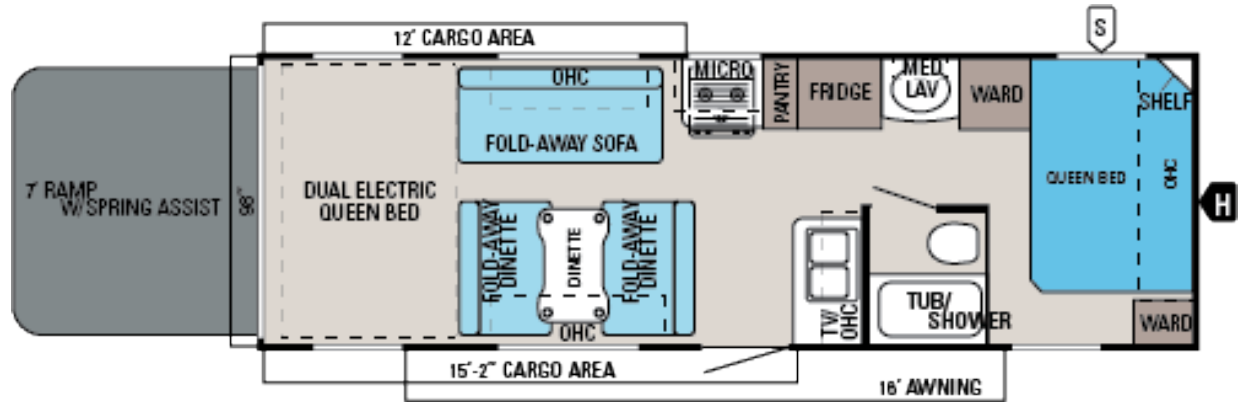
EXTERIOR

- 2 LP tanks
- Patio light
- Entry door step
- Electric patio awning

SAFETY

- Fire extinguisher
- LP detector
- Smoke detector
- CO detector
- Safety chains
- Dead-bolt door lock

2008 26' Octane Toy Hauler by Jayco (Model: T26Y)



Dry Hitch Weight	905 lbs.
Unloaded Vehicle Weight	6,240 lbs.
GVWR (gross vehicle weight)	10,900 lbs.
Cargo Carrying Capacity	4,660 lbs.
Exterior Length	30' 7"
Exterior Height	147"
Cargo Area Length	12' 1"

Exterior Width	102"
Fresh Water Capacity	102 gal.
Gray Water Capacity	35 gal.
Black Water Capacity	35 gal.
Slide Out	None
Sleeps	Up to 10 people

CHASSIS/RUNNING GEAR

- 2 5/16" coupler
- Electric brakes
- Spare tire and cover
- Stabilizer jacks (4)
- Holding tanks
- Fresh water tank

FEATURES/EQUIPMENT

- 13,500 A/C with wall thermostat
- 6 cu. ft. flush mount refrigerator
- 6-gal. gas/electric DSI water heater
- Convection microwave
- AM/FM/CD stereo system
- Stabilizer jacks (4)
- Skylight in tub/shower
- 22" digital LCD HDTV

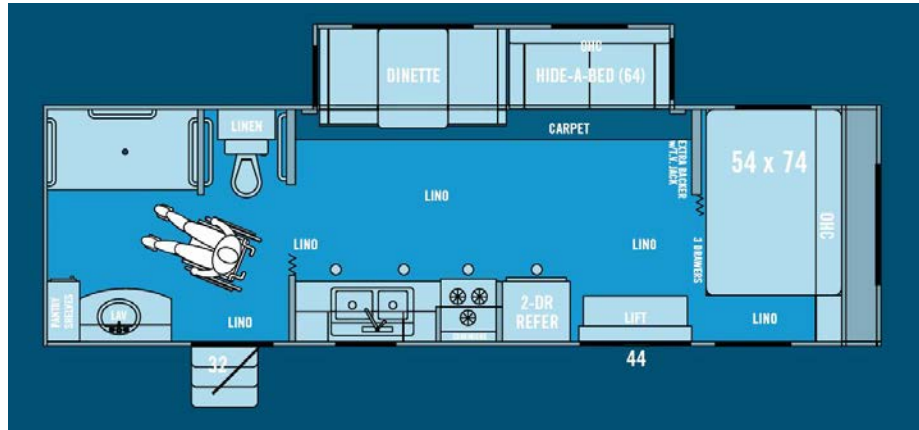
EXTERIOR

- 2 LP tanks
- Patio light
- Entry door step
- Electric patio awning

SAFETY

- Fire extinguisher
- LP detector
- Smoke detector
- CO detector
- Safety chains
- Dead-bolt door lock

2011 30' HarborView by Bridgeview (Model:HV-28CKRBMB)



Dry Hitch Weight	1,040 lbs.
Unloaded Vehicle Weight	10,400 lbs.
GVWR (gross vehicle weight)	11,740 lbs.
Cargo Carrying Capacity	1,340 lbs.
Exterior Length	28'
Exterior Height	144"

Exterior Width	96"
Fresh Water Capacity	50 gal.
Gray Water Capacity	30 gal.
Black Water Capacity	30 gal.
Slide Out	1
Sleeps	Up to 6 people

CHASSIS/RUNNING GEAR

- 2 5/16" coupler
- Electric brakes
- Spare tire and cover
- Stabilizer jacks (4)

FEATURES/EQUIPMENT

- 50 Amp electrical service
- Ricon K2003 chair lift
- Electric stabilizer jacks (4)
- TV antenna w/ booster
- DVD/CD stereo
- Hide-A-Bed sofa
- Power bath vent w/ switch
- Exterior shower
- 13,500 BTU Air Conditioner
- 6cf Refrigerator
- 35,000 BTU Furnace
- 10 Gallon Gas/Electric DSI Water
- 84" Interior ceiling height

EXTERIOR

- 2 LP tanks
- Patio light
- Entry door step
- Electric patio awning

SAFETY

- Fire extinguisher
- LP detector
- Smoke detector
- CO detector
- Safety chains
- Dead-bolt door lock